


Silicon Carbide Schottky Diode

V_{RRM}	1200V
I_F (135°C)	20A ⁽²⁾
Q_C	74nC ⁽²⁾



Features

- Positive temperature coefficient
- Temperature-independent switching
- Maximum working temperature at 175 °C
- Unipolar devices and zero reverse recovery current
- Zero forward recovery current
- Essentially no switching losses
- Reduction of heat sink requirements
- AEC-Q101 qualified
- High-frequency operation
- Reduction of EMI

Typical Applications

Typical applications are in power factor correction(PFC), solar inverter, uninterruptible power supply, motor drives, photovoltaic inverter, electric car and charger.

Mechanical Data

- **Package:** TO-247AB
Molding compound meets UL 94 V-0 flammability rating, RoHS-compliant, halogen-free
- **Terminals:** Tin plated leads
- **Polarity:** As marked

■Maximum Ratings (T_C=25°C Unless otherwise specified)

PARAMETER	SYMBOL	UNIT	VALUE
Device marking code			D112016NCTQG3
Reverse voltage (Repetitive peak) @ T _J =25°C	V_{RRM}	V	1200
Reverse voltage (Surge peak) @ T _J =25°C	V_{RSM}	V	1200
Reverse voltage (DC) @ T _J =25°C	V_{DC}	V	1200
Continuous forward current @ T _C =25°C	I_F	A	22/44
Continuous forward current @ T _C =135°C			10/20
Continuous forward current @ T _C =150°C			8/16
Non-repetitive peak forward surge current @ T _C =25°C, tp=10ms, Half Sine Wave	I_{FSM}	A	95 ⁽¹⁾
Power Dissipation@ T _C =25°C	P_{TOT}	W	100/200
Power Dissipation@ T _C =110°C			43/86
i ² t Value@ T _C =25°C ,tp=10ms	$\int i^2 dt$	A ² S	45 ⁽¹⁾
Operating junction and Storage temperature range	T _J , T _{stg}	°C	-55 to +175

(1) Per Leg, (2) Per Device

■Electrical Characteristics (Per Leg)

PARAMETER	SYMBOL	UNIT	TEST CONDITIONS	Typ.	Max.
Forward voltage drop	V_F	V	$I_F=8A, T_J=25^{\circ}C$	1.46	1.55
			$I_F=8A, T_J=175^{\circ}C$	2.2	-
Reverse leakage current	I_R	μA	$V_R=1200V, T_J=25^{\circ}C$	1	10
			$V_R=1200V, T_J=175^{\circ}C$	5	-
Total capacitive charge	Q_C	nC	$V_R=800V, T_J=25^{\circ}C, Q_C=\int_0^{V_R} C(V)dV$	37	-
Total capacitance	C	pF	$V_R=0V, f=1MHZ$	500	-
			$V_R=400V, f=1MHZ$	35	-
			$V_R=800V, f=1MHZ$	27	-
Capacitance Stored Energy	E_C	μJ	$V_R=800V$	9.5	-

■Thermal Characteristics (Ta=25°C Unless otherwise specified)

PARAMETER	SYMBOL	UNIT	VALUE
Thermal resistance	$R_{\theta J-C}$	$^{\circ}C/W$	1.49 ⁽¹⁾ 0.75 ⁽²⁾

(1) Per Leg, (2) Per Device

■Typical Characteristics (Per Leg)

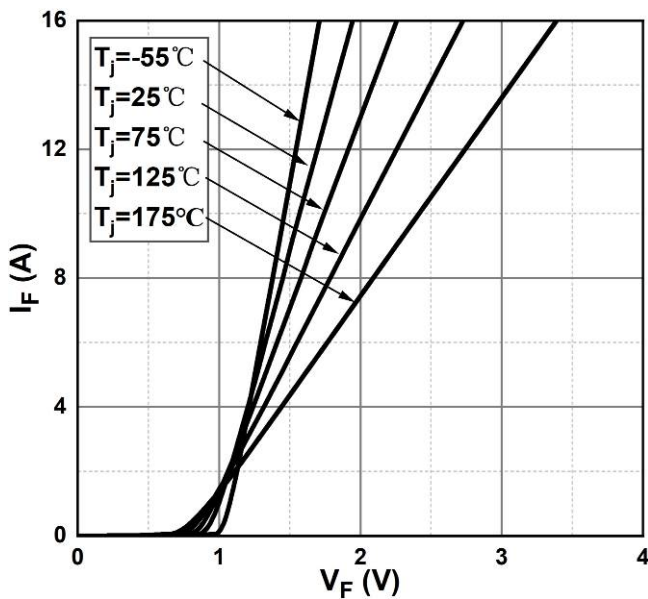


Figure 1. Forward Characteristics

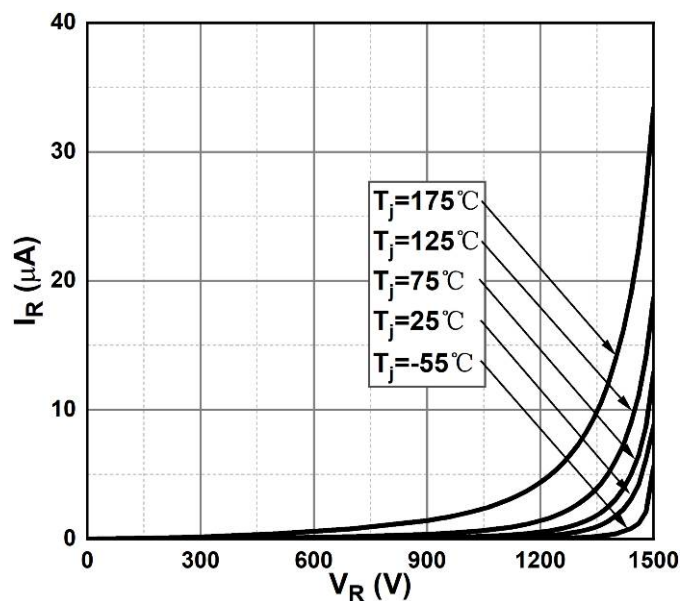


Figure 2. Reverse Characteristics

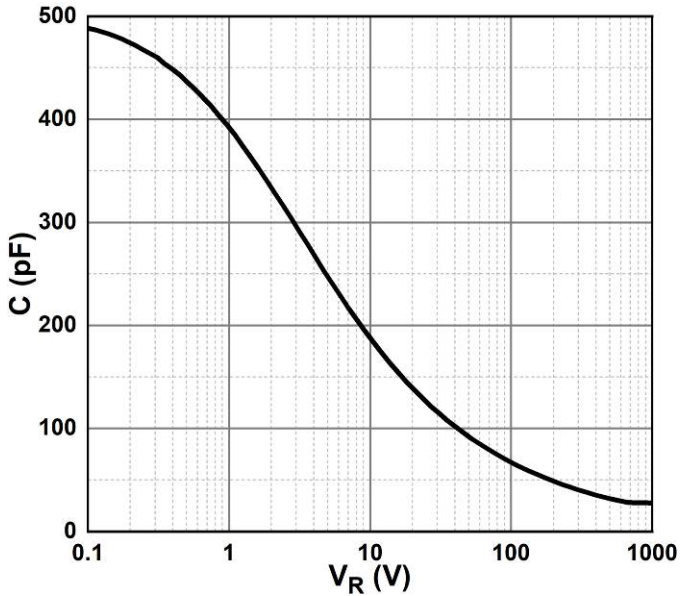


Figure 3. Capacitance vs. Reverse Voltage

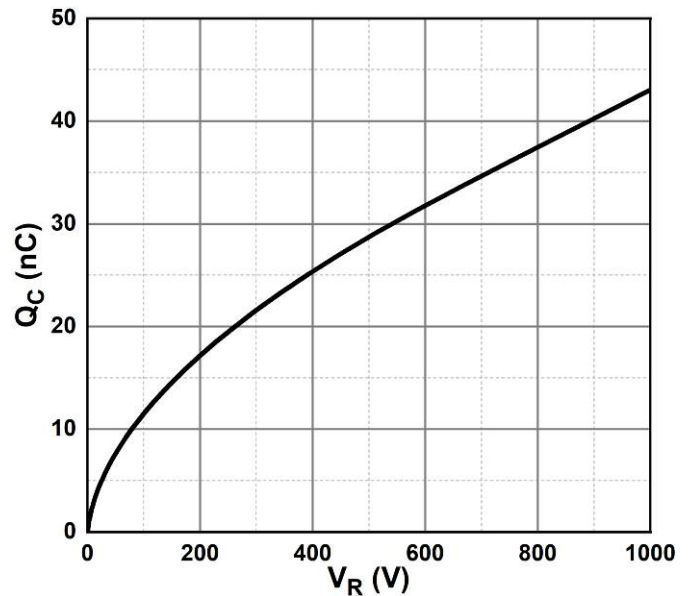


Figure 4. Total Capacitance Charge vs. Reverse Voltage

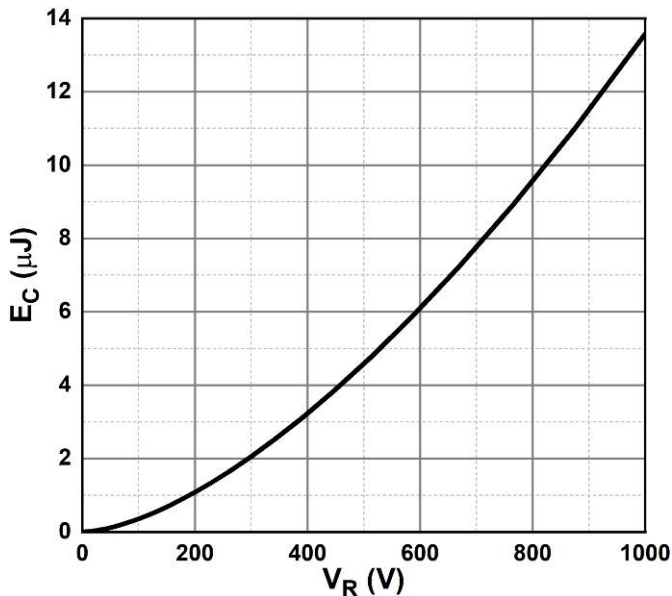


Figure 5. Capacitance Stored Energy

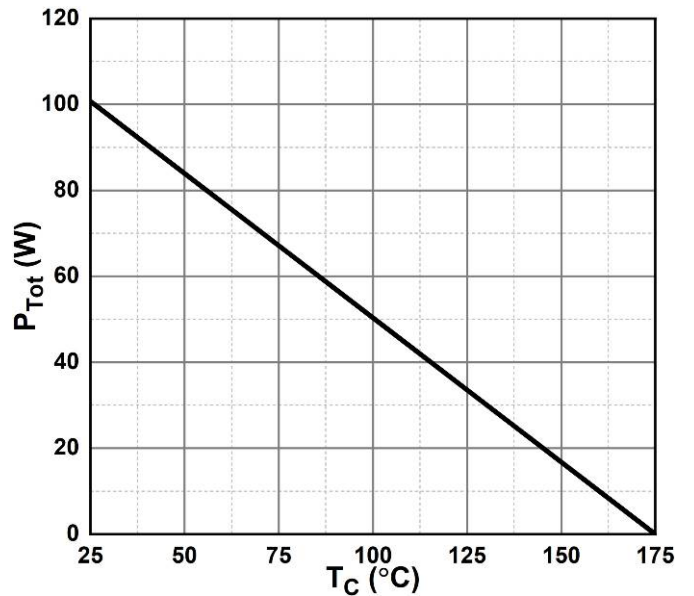


Figure 6. Power Derating

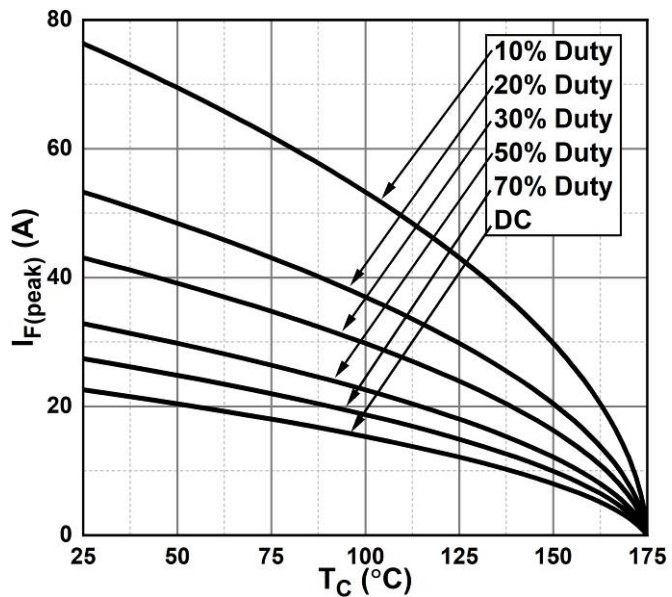


Figure 7. Current Derating

■ Typical Characteristics (Device)

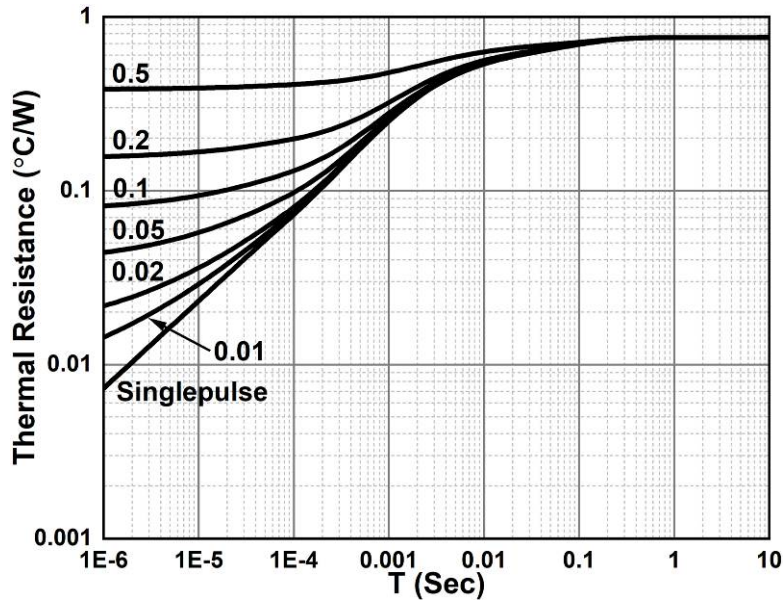
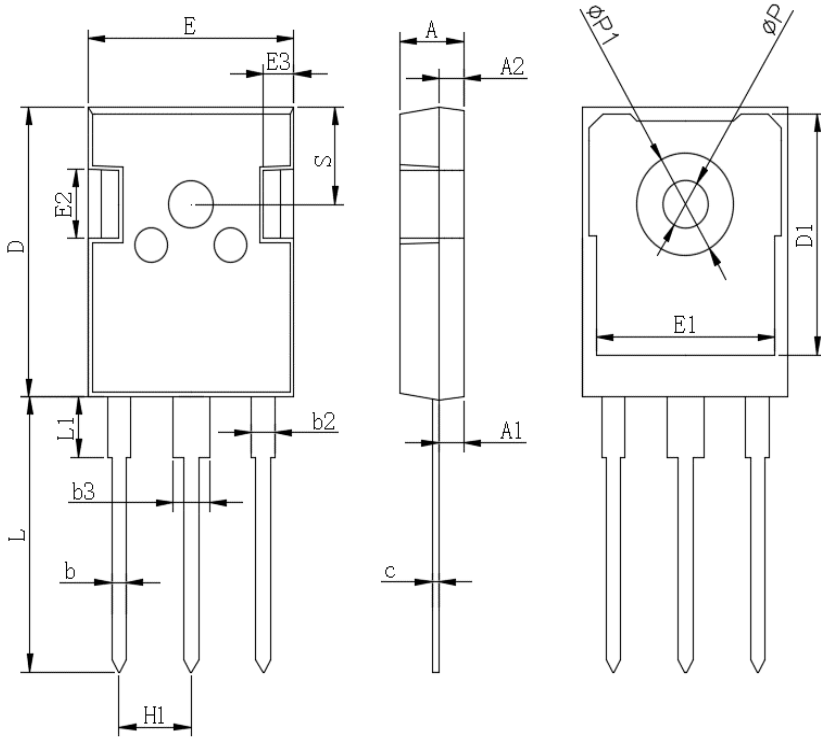


Figure 8. Transient Thermal Impedance

■ Outline Dimensions

TO-247AB



TO-247AB		
Dim	Min	Max
A	4.80	5.20
A1	2.21	2.61
A2	1.85	2.15
b	1.0	1.4
b2	1.91	2.21
C	0.5	0.7
D	20.70	21.30
D1	16.25	16.85
E	15.50	16.10
E1	13.0	13.6
E2	4.80	5.20
E3	2.30	2.70
L	19.62	20.22
L1	-	4.30
ΦP	3.40	3.80
ΦP1	-	7.30
S	6.15TYP	
H1	5.44TYP	
b3	2.80	3.20



Disclaimer

The information presented in this document is for reference only. Yangzhou Yangjie Electronic Technology Co., Ltd. reserves the right to make changes without notice for the specification of the products displayed herein to improve reliability, function or design or otherwise.

The product listed herein is designed to be used with ordinary electronic equipment or devices, and not designed to be used with equipment or devices which require high level of reliability and the malfunction of which would directly endanger human life (such as medical instruments, transportation equipment, aerospace machinery, nuclear-reactor controllers, fuel controllers and other safety devices), Yangjie or anyone on its behalf, assumes no responsibility or liability for any damages resulting from such improper use of sale.

This publication supersedes & replaces all information previously supplied. For additional information, please visit our website [http:// www.21yangjie.com](http://www.21yangjie.com) , or consult your nearest Yangjie's sales office for further assistance.